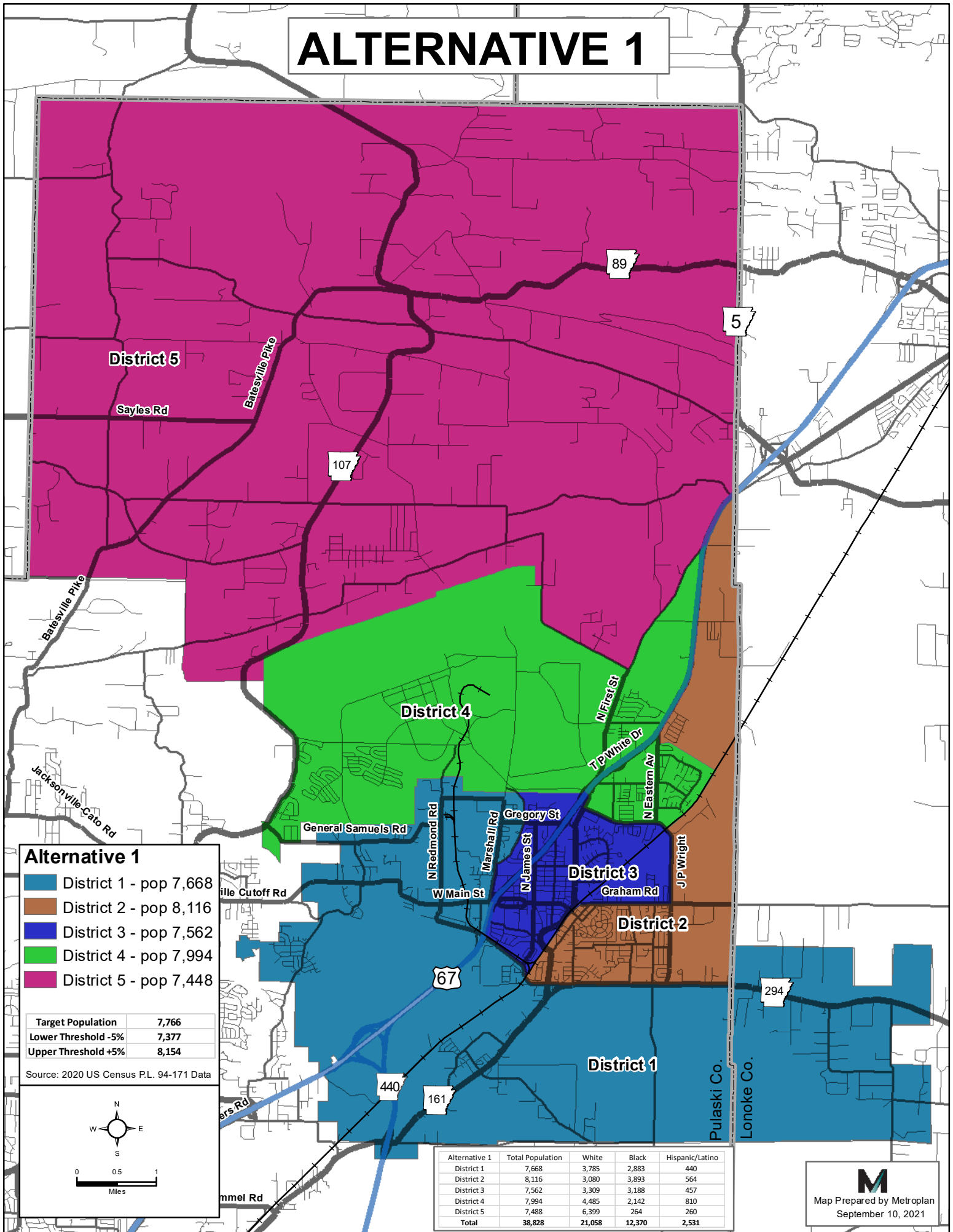


# ALTERNATIVE 1

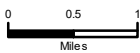
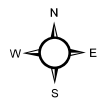


## Alternative 1

- District 1 - pop 7,668
- District 2 - pop 8,116
- District 3 - pop 7,562
- District 4 - pop 7,994
- District 5 - pop 7,448

Target Population	7,766
Lower Threshold -5%	7,377
Upper Threshold +5%	8,154

Source: 2020 US Census P.L. 94-171 Data



Alternative 1	Total Population	White	Black	Hispanic/Latino
District 1	7,668	3,785	2,883	440
District 2	8,116	3,080	3,893	564
District 3	7,562	3,309	3,188	457
District 4	7,994	4,485	2,142	810
District 5	7,488	6,399	264	260
<b>Total</b>	<b>38,828</b>	<b>21,058</b>	<b>12,370</b>	<b>2,531</b>